



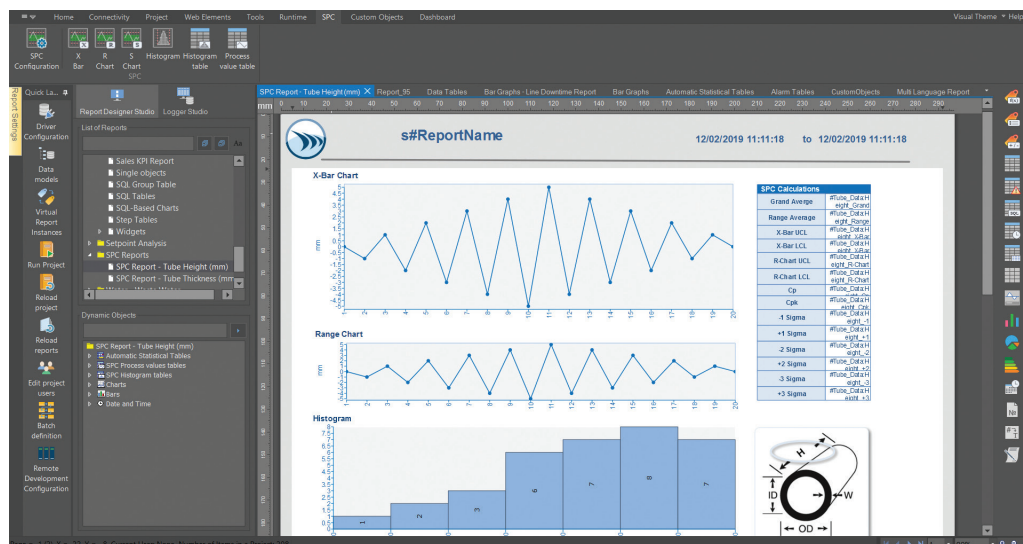
## DATASHEET

# AVEVA™ Reports for Operations

The leader in industrial reporting technology

### User-friendly reporting software for automation

AVEVA Reports for Operations is an award-winning software solution for compliance and performance, reports and dashboards. It has become the industry standard. If you're still using Microsoft Excel, SAP Crystal Reports or Microsoft SQL Server Reporting Services (SSRS) for your automation-related reports and KPI dashboards, then it's time to explore AVEVA Reports for Operations.



Gantt Chart display object showing sequence of batches



## New features

- Batch manager with support for nested batches/phases
- Report clusters – Set of graphical objects organized in “clusters”, to be used in reports for dynamic batches and phases representation
- e-Signature workflow – this feature allows project administrators to set an order for report signees
- Communication drivers
  - New AVEVA PI event frames driver for communicating with PI event frames database
  - New AVEVA PI alarms HDA driver for communicating with PI event frames / asset framework database
  - WinCC Alarms CSV importer
  - MQTT real-time driver
- XML report output format
- API toolkit for connector plug-in development



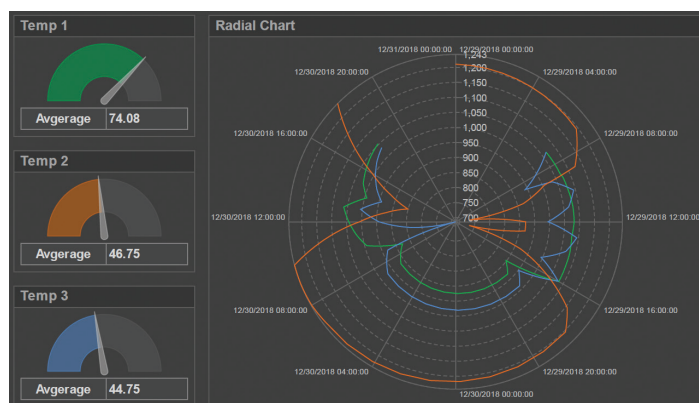
Custom displays objects

## Centralized advanced visualization and time definitions

With a user-friendly designer studio you can create and manage visualization conditions and time schedules in one place and reference them throughout your report objects or project. Being able to make changes in one place and referencing conditions makes system-wide updates a quick, straightforward process while significantly reducing development time and errors.

## Custom display objects

A new object builder lets users expand the graphics set with their own display objects. New objects are easily applied by anyone, through standardized configuration menus.



## MQTT driver

In the internet of things era, the most common protocols for data access are OPC UA and MQTT with JSON Messaging. AVEVA Reports for Operations supports both protocols to access IoT, IIoT, and Industry 4.0 device data with a new configurable MQTT driver as well as an OPC UA driver.

## Security for industrial applications

### User management:

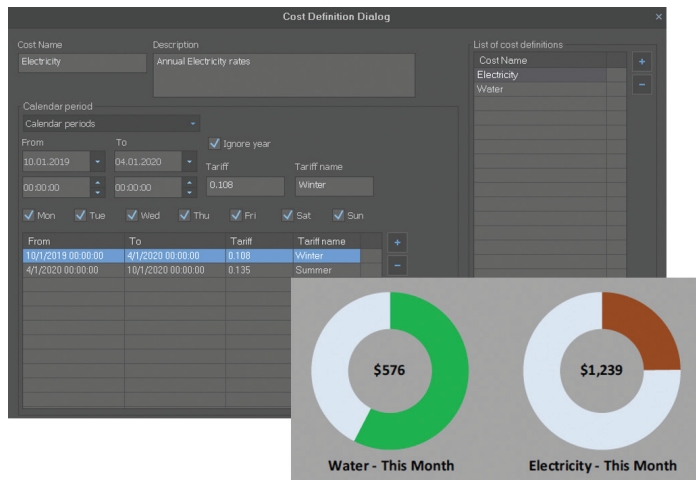
- Local or Windows-integrated user management
- Record all user activities into a database supporting Windows local or/and domain users and user groups
- Extended user access control to reports and modules
- Localized language by user or group

### Audit-trail recording

- Record all user activities in a database

### Version control

- Secure version ID stamp on reports
- Ability to roll back to the specific (certified) report version
- Track user changes in a secure database



Rate and tariff calculations associated with meter readings

## Electronic signatures

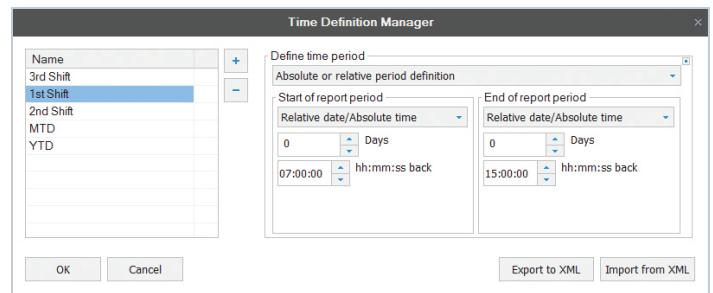
- E-sign PDF reports
- Web-based signing tool

## XML report output format

XML (Extensible Markup Language) is an ideal solution for data transfer, providing both a human and machine-readable format. AVEVA Reports for Operations can now automatically generate reports in XML format for integration with other systems, typically automation and regulatory-related.

## Cost calculator

Automated cost calculations require the use of schedules and variables to determine the proper costs to use at any moment in time. AVEVA Reports for Operations supports a very powerful cost calculation engine, enabling it to be an ideal solution for any billing or cost allocation application.



Centralized advanced visualization and time definitions

