



AVEVA™ E3D Fabrication Management on AVEVA™ Connect

Service Description

Contents

| | |
|--|----------|
| AVEVA E3D Fabrication Management on AVEVA Connect | 4 |
| Document Purpose and Audience..... | 4 |
| About AVEVA E3D Fabrication Management..... | 4 |
| Service Overview | 7 |
| Service Limitations..... | 7 |
| Regional Cloud Availability..... | 7 |
| Software Requirements | 7 |
| Security Standards and Compliance..... | 8 |
| High Availability, Business Continuity, and Data Protection..... | 9 |
| Service Level Commitment | 9 |
| Additional Services | 9 |

AVEVA E3D Fabrication Management on AVEVA Connect

Last revision: Wednesday, June 2, 2021

Document Purpose and Audience

Document Purpose

This document describes the functional digital services of AVEVA E3D Fabrication Management on AVEVA Connect, including its key features and limitations, as well as the operational parameters.

This document must be read in conjunction with the AVEVA Connect service description which describes the common services available for all functional digital services on AVEVA Connect. Any additions or exceptions to the common services are described in this document.

This document is neither an agreement, nor is a supporting document to the Product Schedules that outline the service commitment available on *the AVEVA site* <https://www.aveva.com/en/legal/>.

Audience

The audience of this document are IT departments and business decision makers who are investigating to leverage AVEVA cloud offers in their own IT landscape.

About AVEVA E3D Fabrication Management

AVEVA E3D Fabrication Management is a web-based 3D model-driven management solution that provides stakeholders in the energy and marine industries with a collaborative approach for planning and tracking the fabrication works and shipments, whether in-house or subcontracted.

AVEVA E3D Fabrication Management is a native cloud application that allows stakeholders in diverse locations to visualize, communicate and share information related to the structural steel works for efficient collaboration. The ability to quickly make decisions in real-time allows for a more efficient workflow to deliver capital projects on-time and on-budget.

Seamless integration with AVEVA™ E3D Design and AVEVA™ E3D Structural Design ensures any changes made during projects are checked and validated in real time between design and fabrication to avoid costly rework during the construction phase.

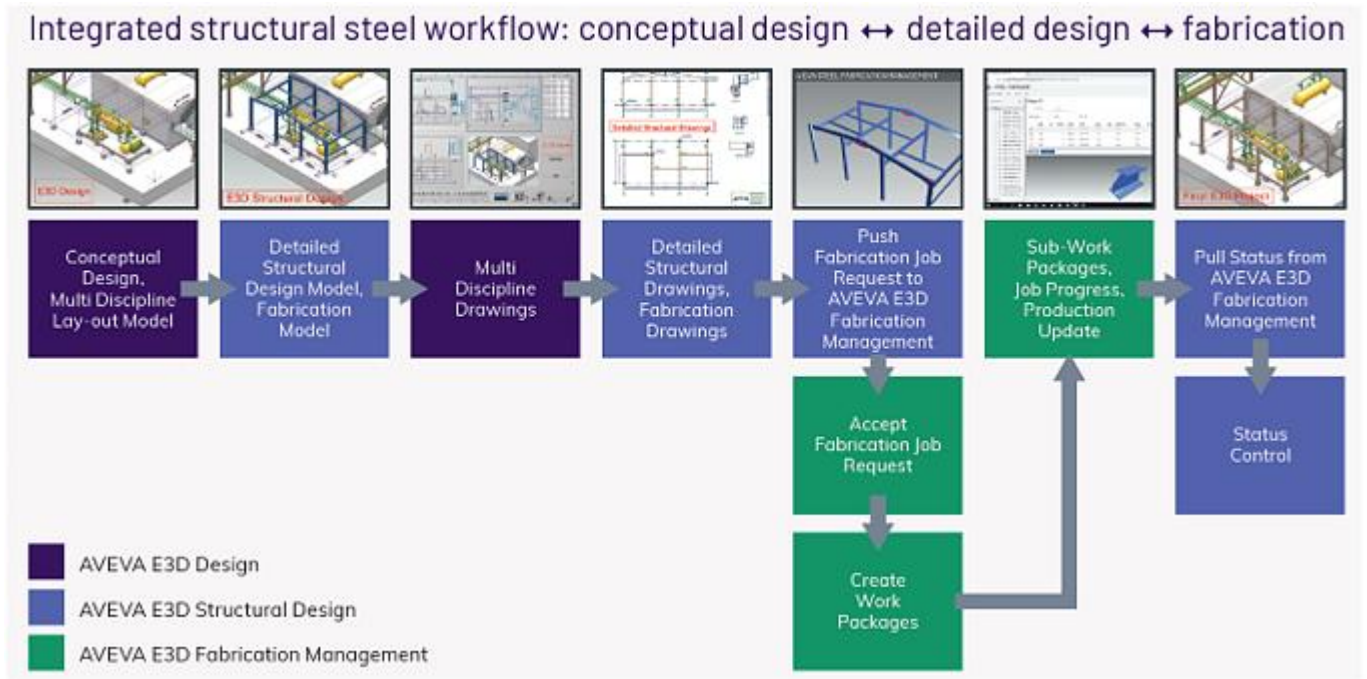
As a cloud application, users can log into AVEVA E3D Fabrication Management from any device and any location without any application installation needed. This offers a great deal of flexibility – businesses can allow employees to operate from multiple locations, and users can access their data no matter where they are.

Key Benefits

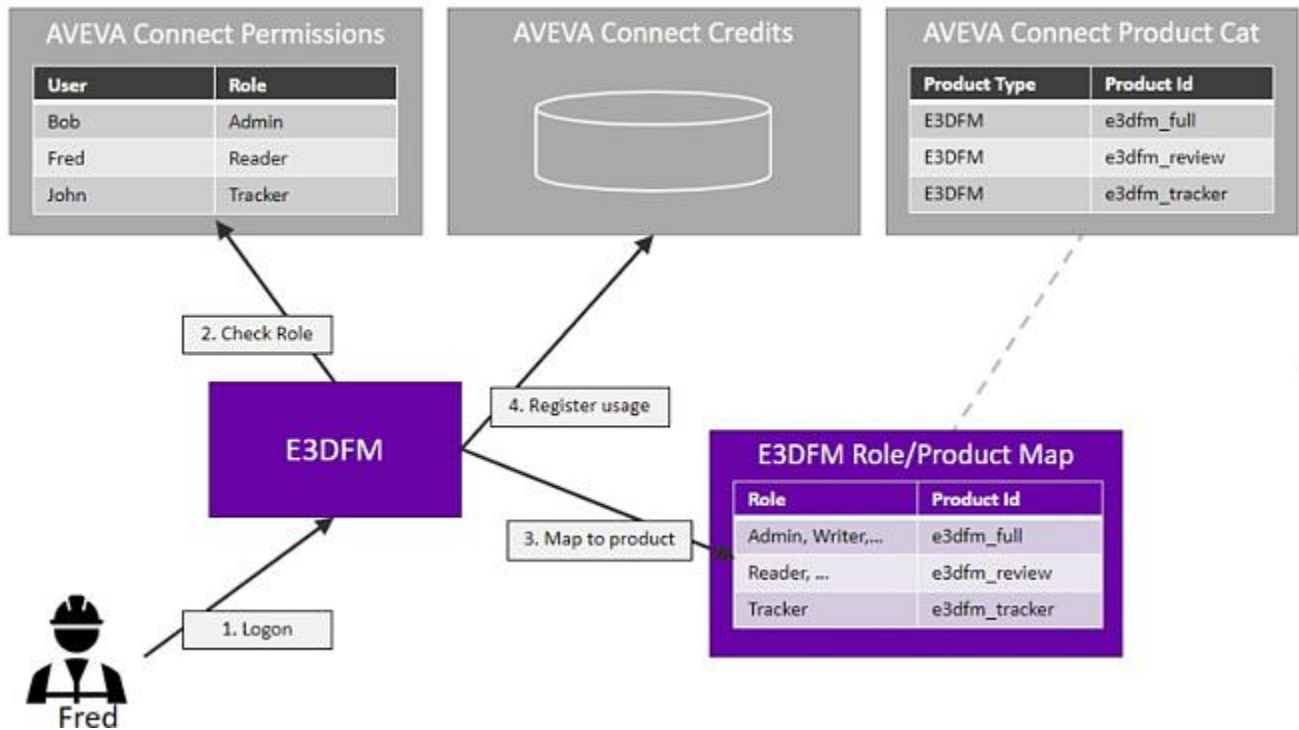
- Easily access your 3D model and the software application through the web from any device at any location that has an internet connection. Your data is secured and licensed via AVEVA™ Connect.
- All relevant data is kept in a centralized location, allowing real-time information to flow smoothly to everyone involved. Visualizing and sharing the progress of information in the 3D model helps move from reactive to proactive project management.
- Produce effective ways to build and plan multiple work packages for subcontracted jobs, production sequencing, delivery, construction, etc. All defined work packages and scheduled tasks are linked to the 3D model.
- Create reports or stickers that contain barcodes or QR codes which enables scanning for tracking status on your mobile device (tablet or smartphone).
- Enjoy the benefits of running paperless status tracking, monitoring dashboards and reports with real-time control and visibility.
- Enhance communication related to design changes to mitigate unnecessary change orders and material wastage for on-time, on-budget delivery.
- Interact with AVEVA E3D Structural Design to manage changes and status feedback. The application allows for a true bi-directional information feed between the two systems.
- Optimize production through automatic feeds for CNC machines and robots from the 3D model through NC-DSTV files.
- Utilize existing web protocols such as RESTful API (Representational State Transfer) to exchange data with various software systems and technologies.

Architecture

This diagram shows how AVEVA E3D Fabrication Management fits together with other AVEVA products to provide the complete fabrication workflow.



The following diagram shows the architecture of AVEVA E3D Fabrication Management on AVEVA Connect.



Service Overview

The AVEVA E3D Fabrication Management service eases the workflow of information, such as fabrication status, design changes and others, between the EPC and their steel fabricators in dispersed locations.

Service Limitations

Following is the limitation of the AVEVA E3D Fabrication Management service:

- Hybrid/on-premise deployments of AVEVA E3D Fabrication Management applications and databases are not supported.

Regional Cloud Availability

AVEVA E3D Fabrication Management is accessed via the public Internet using HTTPS/TLS and PCoIP (secure transport mechanisms). The web application can be accessed via any supported browser.

AVEVA E3D Fabrication Management is multi-tenant and is deployed in **Europe (Ireland)**.

Software Requirements

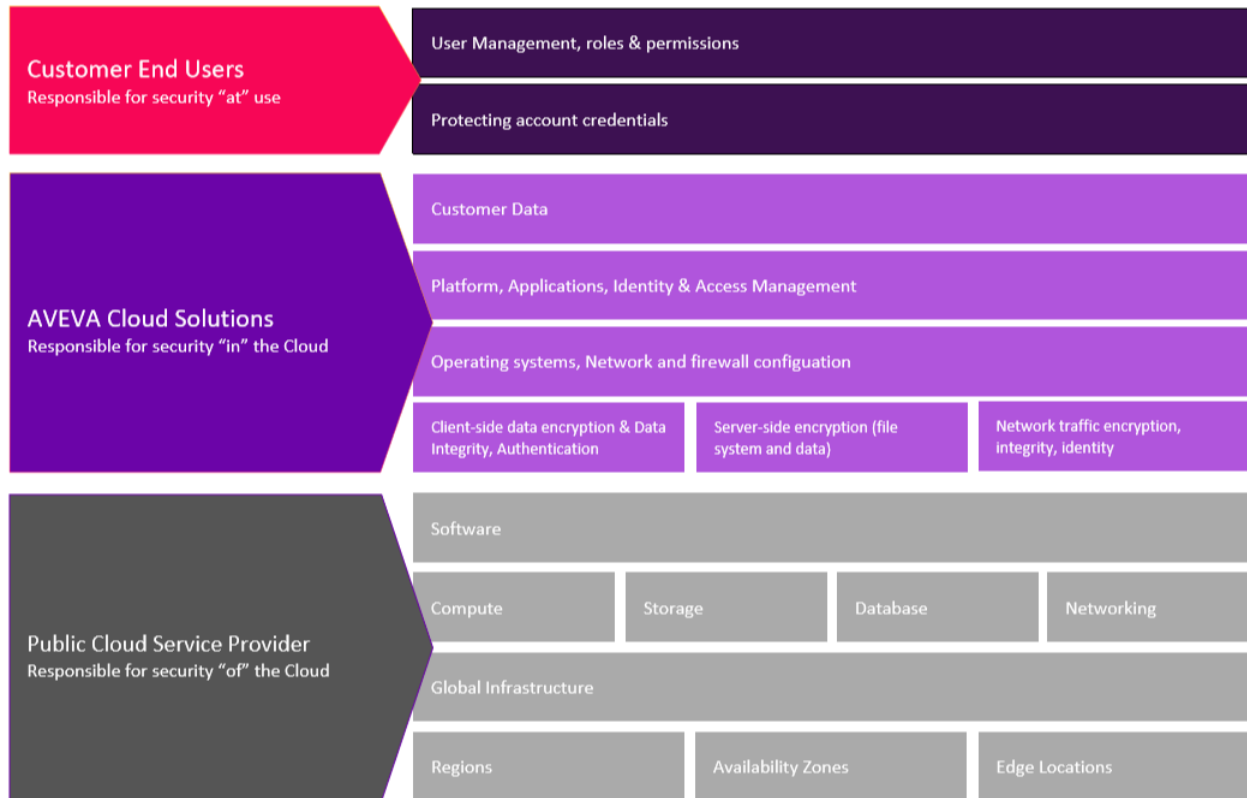
The AVEVA E3D Fabrication Management service is executed through application streaming technology. Therefore, client hardware requirements are minimal. Client software requirements are given below.

Client Software

| Component | Minimum/Recommended |
|-------------|---|
| Web browser | Latest version of Google Chrome, Microsoft Edge |

Security Standards and Compliance

AVEVA E3D Fabrication Management leverages a Shared Responsibility Model to clearly define the responsibilities and scope operational responsibility.



With this model as the framework, AVEVA E3D Fabrication Management implements the following to ensure high level of security.

Separation of Environments and Administrative Privileges

Segregation of development and operational activities, and the separation of customer data is ensured by providing isolated, separate cloud environments for different functions. Separate cloud environments are used for development, test and production purposes to provide a high level of isolation.

Cloud infrastructure access for AVEVA administrative and DevOps purposes, is limited to only those individuals needing it for their role, with portal access restricted using multi-factor authentication.

AVEVA development teams have established testing QA/AA processes which include the use of public cloud security, monitoring and analysis tools, checks for compliance to the AVEVA Privacy Policy. Products and components are cloud cleared from a licensing perspective, and security testing to confirm web-application security implementation is aligned with OWASP recommendations.

Administrative Access

To enable the secure management of AVEVA E3D Fabrication Management applications and services, authorized members of the AVEVA Services and Cloud DevOps teams use Microsoft Remote Desktop Protocol (RDP) to access specific cloud server instances. This access is granted to named users via a bastion server which acts as a jump server allowing authorized AVEVA team members (Cloud DevOps team) to establish a second RDP session to jump onto the relevant private subnet server(s) to carry out administration and configuration tasks.

High Availability, Business Continuity, and Data Protection

To ensure high availability, business continuity, and data protection, the AVEVA E3D Fabrication Management service follows the time lines given below.

- **Database Storage:** Aurora with MySQL – A fully managed service from Amazon Web Services.
- **Document Storage:** Amazon S3.
- **Data Backup**
 - Full backups are completed every **30 minutes**.
 - Database archive logs for point-in-time recovery are backed up every **30 minutes**.
 - All backup data is stored in the same cloud region as the cloud service. All data is replicated across multiple data centers within the same region.
 - All backup data is retained for **5 days**.
- **Disaster Recovery**

In the event of a service failure, AVEVA initiates a recovery process in accordance with RPO and RTO objectives detailed below.

| Cloud Service | Recovery Point Objective (RPO) |
|----------------------------------|--|
| AVEVA E3D Fabrication Management | 30 minutes from when the disaster is reported. |

| Cloud Service | Recovery Time Objective (RTO) |
|----------------------------------|--|
| AVEVA E3D Fabrication Management | 8 hours from when the incident is reported |

Service Level Commitment

AVEVA Cloud Services are governed by the Cloud Service Agreement available on the AVEVA Legal site *AVEVA Cloud Services Agreement* <https://www.aveva.com/en/legal/cloud-services/>.

The *Service Level Commitment for AVEVA Cloud Services* <https://www.aveva.com/en/legal/trust/servicelevel/> is a supporting document that describes the service level commitment for all available AVEVA Cloud Services.

Additional Services

AVEVA offers an extensive collection of Customer Success Accelerators, well-defined, outcome-based services that are designed to ensure you realize the maximum benefit from your investment in our software through all the lifecycle stages of your software application.

For more details, visit the *Customer Success Accelerators site* <https://www.aveva.com/en/support/customer-first/success-accelerators/>.